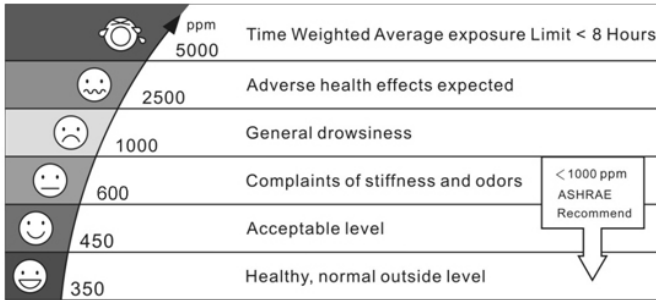


Multi IAQ Monitor Operating Instructions

Model: ZGkb301

1. General Introduction

Indoor Air Quality is used to measure for the quality of air in interiors, the comfortable indoor environmental quality can make people feel fresh, work effectively and it's good for the health. The CO₂ concentration is the important factor of good indoor air quality. People breath in oxygen and breath out CO₂, nowadays people often close the windows to avoid noise and enjoy the comfortable living and working environment provided by air-conditioning systems, which results in the fact that the indoor concentration of CO₂ is far higher than the outdoor average's. With the high CO₂ concentration and non- proper ventilation, people will feel headaches, dull, fatigued, lose of concentration and correspond to the high levels of dust, chemicals and bacteria in the air.



2. ZGkb301 ----- Multi IAQ Monitor (CO₂ / Temperature / Humidity)

ZGkb301 Multi IAQ monitor is a cost-effective, air quality indicator which has the large single digit LED display with three most critical parameters of indoor air quality, the current CO₂ concentration, the ambient temperature and the relative humidity.

CO₂-----CO₂ concentration indicates the amount of fresh air ventilation being introduced to a space.

Ambient temperature----The suitable ambient temperature brings the comfortable space.

Relative humidity----The relative humidity in air indicates the amount of moisture.

Features:

- Dual Beam NDIR (Non-Dispersive-Infrared) technology is being used to measure CO₂ concentration up to 3000 ppm (parts per million)
- The Large single digit LED clearly displays the CO₂ concentration, relative humidity and ambient temperature
- The various (green, yellow and red) colors of LED's show the indoor air quality situation
- The reliable CO₂ sensor provides the long-term calibration stability
- Dimmer Function can automatically adjust the display of single digit LED to reach the power saving

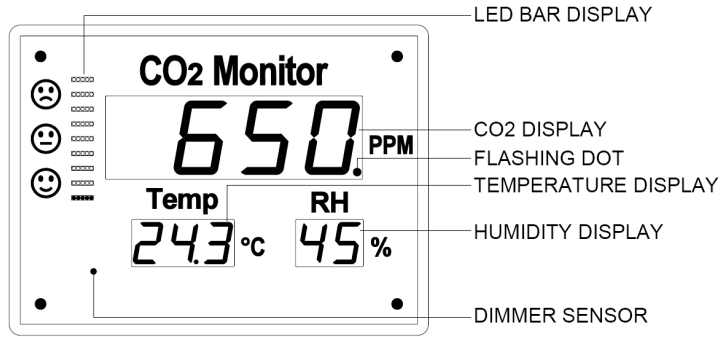
Benefits:

- Enjoy the more comfortable, hygienic and healthier Indoor Air Quality
- Save energy, get the proper ventilation, the over-ventilation of the building can be reduced.
- Improve the IAQ satisfaction in public.

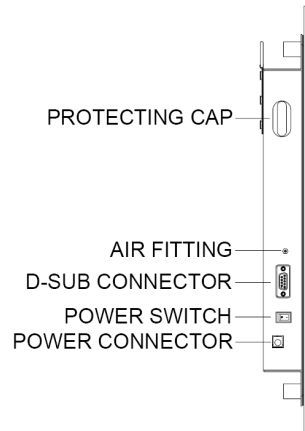
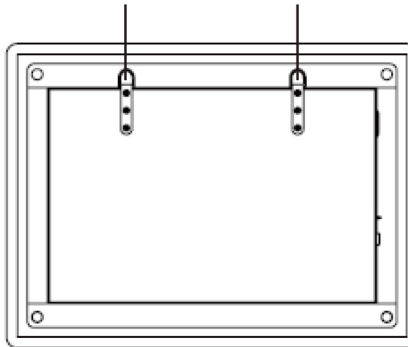
Application:

ZGkb301 has the widely application for classroom, kindergarten, meeting room, office building, shopping mall, theater, exhibition, hospital, hotel, sports center, gymnasium, railway station, bus station, airport and other public place where the comfortable and healthy indoor air quality is important.

3. Display



SCREW POSITION



Item		Description
SW1	SW2	
OFF	OFF	NGC function off
OFF	ON	NGC cycle:1 week
ON	OFF	NGC cycle:2 week
ON	ON	NGC cycle:4 week
SW3		
OFF		Teach mode off
ON		Teach mode on
SW4		
OFF		Temperature unit: °C
ON		Temperature unit: °F
SW5		
OFF		Self test off
ON		Self test on
SW6	SW7	
OFF	OFF	Dimmer off
OFF	ON	Dimmer on
ON	OFF	Dimmer at dark mode
ON	ON	Dimmer at bright mode
SW8		NA

Dimmer function: When the light indoor become dark, the LED display will also become dark, then it can save power. Dark mode means LED brightness is lower in order to save power, especially for application in night. Bright mode means LED brightness is higher especially for application in day.

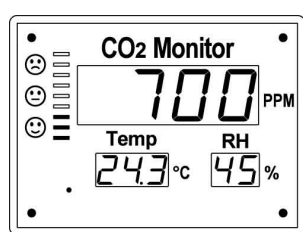
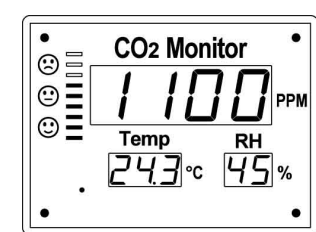
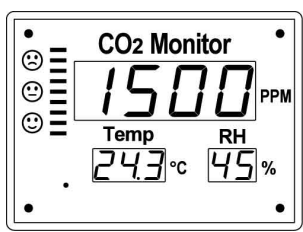
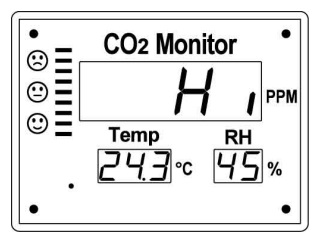

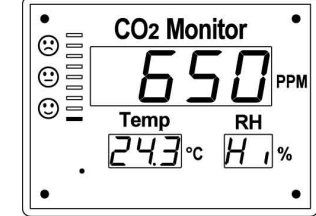
NGC Function: When the switch of "NGC Function" is on, ZGkb301 will enter into the Nature Gas Calibration mode.

Teach Mode: this is only for factory function checking, default is OFF

SelfTest: This is for only factory testing, default is OFF

There have three modes: CO₂, RH, Temperature measure mode.

CO₂, RH, Temperature measure mode:

 <p>When CO₂ concentration is below 800ppm, the green LED bar display area will light.</p>	 <p>When CO₂ concentration is between 800ppm and 1200ppm, the green and yellow LED bar display area will light.</p>
 <p>When CO₂ concentration exceeds 1200 ppm, the green, yellow and red LED bar display area will light.</p>	 <p>When CO₂ concentration exceeds the CO₂ measurement range (0-3,000ppm), the CO₂ display area will display with "Hi". It will disappear when the CO₂ concentration returns to the measurement range.</p>
 <p>When RH exceeds the RH measurement range 20%, the humidity display area will display with "Lo". It will disappear when the RH returns to the measurement range.</p>	 <p>When RH exceeds the RH measurement range 90%, the humidity display area will display with "Hi". It will disappear when the RH returns to the measurement range.</p>

4. SPECIFICATIONS

Method -Dual Beam NDIR (Non-Dispersive-Infrared)

Display – Single Digit LED

Sample Method - Diffusion or flow through (50 ~200 ml/min)

CO₂ & Temperature & RH Specification:

CO ₂	Measurement Range	0-3,000 ppm display
	Display Resolution	1ppm at 0~1,000ppm; 5ppm at 1,001~2,000ppm; 10ppm at 2,001~3,000ppm
	Accuracy	0~2,000ppm: ±70 ppm or ±5% of reading, whichever is greater; over 2000ppm: ±7%
	Repeatability	±20 ppm
	Temperature Dependence	Typ.±0.2% of reading per °C or ±2 ppm per °C, whichever is greater, referenced to 25°C
	Pressure Dependence	0.13% of reading per mm Hg
	Response Time	About 2min for 63% of step change
Temperature	Warm-Up Time	<60 seconds at 22°C
	Temperature Range	0°C to 40°C display
	Display Resolution	0.1°C
	Display Unit	°C
RH	Accuracy	±1°C
	Response Time	20-30 minutes (case must equalize with environment)
	Measurement Range	20%-90% RH
Operating & Storage condition	Display Resolution:	1%RH
	Accuracy	±5%RH@23°C
	Response time	<5 min for 63% of step change
Power Supply	Operating Temperature	0°C to 40°C
	Humidity Range	0 ~ 95% RH non-condensing
	Storage Temperature	-20°C to 60°C
Power Supply	Power Source	Universal 100~240VAC, 50/60Hz , External Power Brick (included in package)
	Power Consumption	11 Watts (Max.)

5. Installation Instruction

Please take out the ZGkb301 and AC adaptor from the package carefully.

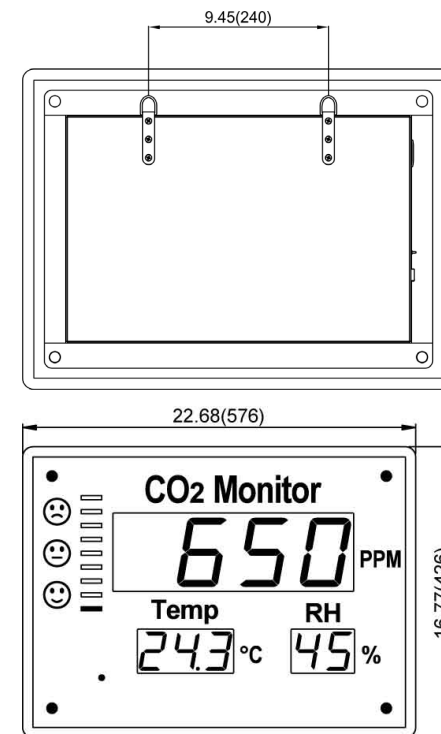
1. Hang up the ZGkb301 with wire rope.
2. Choose a suitable location to install ZGkb301, fix the screw (diameter of wallboard nail is bigger than 8mm) to the wall. Please see 「Dimension」 section to check the distance between the screws.

6. Weight & Dimensions

Weight: 5.3 kg

Dimension:

2.15(54.6)



Inch (mm)

⚠ EMC/RFI

Readings may be affected if the unit is operated within radio frequency electromagnetic field strength of approximately 3 volts per meter, but the performance of the instrument will not be permanently affected.

ZyAura
Monitor the invisible

Radiant Innovation Inc. [Http://www.ZyAura.com](http://www.ZyAura.com)

1F, No.3, Industrial East 9th Road, Science-Based Industrial Park, HsinChu, Taiwan 300.



Ref.No. : 082018